



3

# At Home




A house in Langwied, Austria



**1** Look at the photo. Tick the shapes in the house.

- |                          |           |                          |          |
|--------------------------|-----------|--------------------------|----------|
| <input type="checkbox"/> | circle    | <input type="checkbox"/> | triangle |
| <input type="checkbox"/> | rectangle | <input type="checkbox"/> | star     |

# Lesson 1


**1 Listen and point.**  
Repeat.  TR: 3.1



dining room



door



stairs



table



wall



window

**2 Listen and read.**  TR: 3.2



My sister and I are in our house. We're on the stairs, near the windows. I've got a ball and she's got a teddy bear.

**3 Look and read. Tick T for True or F for False.**

- 1 They're in the dining room.  T  F
- 2 They're on the stairs.  T  F
- 3 There's a wall in front of them.  T  F
- 4 The boy has got a teddy bear.  T  F
- 5 The boy has got a ball.  T  F
- 6 They're near the windows.  T  F

**4 Write.**

door    stairs    walls  
table    dining room

- 1 We eat at the table.
- 2 We have dinner in the \_\_\_\_\_.
- 3 The \_\_\_\_\_ are red.
- 4 Open the \_\_\_\_\_! Let's go in.
- 5 I climb the \_\_\_\_\_ to my bedroom.

## 5 Read.

### GRAMMAR

**There's** a table in the dining room.

**There are** stairs in front of the windows.

There **isn't** a wall in the garden.

There **aren't** any windows in the kitchen.

**Is** there ...? Yes, there **is**. / No, there **isn't**.

**Are** there ...? Yes, there **are**. / No, there **aren't**.

#### Remember!

There's = There **is**

isn't = is **not**

aren't = are **not**


## 6 Circle.


- 1 There are / **is** two tables in the kitchen.
- 2 **Are** / **Is** there a door to the garden?
- 3 There **isn't** / **aren't** any stairs behind the house.
- 4 Is there any food on the table? No, there **isn't** / **aren't**.
- 5 There **is** / **are** flowers next to the wall.

## 7 Say it! Listen and read. Say. TR: 3.3



## Lesson 2

1 Listen and point.  
Repeat.  TR: 3.4



bookshelf floor toy box sleep messy tidy

2 Listen and read.  TR: 3.5

Are there toys everywhere in your bedroom? Are there books and toys on the **floor**? You can't **sleep** well with clothes on your bed or toys on your floor. A **messy** bedroom can make you tired.

Put your toys in the **toy box**. Put your books on the **bookshelf**. Make your bed. A **tidy** bedroom can help you sleep well!

3 Circle.

- 1 Toys go in the toy box / on the bed.
- 2 A **messy** / **tidy** bedroom can help you sleep well.
- 3 Books go on the **bed** / **bookshelf**.
- 4 You're tired. Go to **sleep** / **drink**.
- 5 Don't put your books on the **bookshelf** / **floor**.

## 4 Read.

### GRAMMAR

|      |              |   |
|------|--------------|---|
| I    | <b>my</b>    | That's <b>our</b> toy box.                        |
| you  | <b>your</b>  | Where's <b>your</b> bathroom?                     |
| he   | <b>his</b>   | <b>Whose</b> bedroom is this? It's Ben's bedroom. |
| she  | <b>her</b>   | <b>Whose</b> toys are these? They're Jane's toys. |
| it   | <b>its</b>   |   |
| we   | <b>our</b>   |   |
| you  | <b>your</b>  |   |
| they | <b>their</b> |   |

**Be careful!** it's = it is

Look at the house. **It's** big!

Look at the house. **Its** doors are big.

## 5 Circle.

- 1 Look at Gisela. **Their** / **Her** hair is long.
- 2 **Whose** / **Who** book is this?
- 3 That's my **sisters** / **sister's** bed.
- 4 **He** / **His** bedroom is big.
- 5 Please move **your** / **its** books from the table.
- 6 We cook in **our** / **whose** kitchen.

## 6 **Sing it!** Listen and sing. TR: 3.6

Is your bedroom messy?  
Is it really, really messy?  
Let's work to make it tidy!

Yes, my bedroom is messy!  
It's really, really messy!  
Let's work to make it tidy!

Toys on your floor? No, no, no!  
Books on your bed? No, no, no!  
Clothes on your bookshelf? No, no, no!  
Let's work to make it tidy!



## Lesson 3

1 Listen and point.  
Repeat.  TR: 3.7



fridge



rug



sink



sofa



near  
far (from)



between

2 Listen and read.  TR: 3.8



Dad: Let's look at houses, Jake!  
It's time to move to a new house.

Jake: I like this one.

Mum: Yes, but the living room is  
small! We've got a big **sofa** and a  
big **rug** for the living room.

Dad: Look at *this* house.

Jake: Yes, I like it! Is it **far from**  
my school?

Mum: No, it isn't. It's **near**  
your school.

Dad: Look at the kitchen! What  
a big **sink**. And a new **fridge**! This  
really *is* a great house.

Mum: And it's **between** a park and  
a library. Great!

Jake: Is this our new house, then?

Mum: Maybe! Let's go and see it!

3 Circle.

- 1 They've got a big sofa / **chair** for the living room.
- 2 The **rug** / **fridge** goes on the floor in the living room.
- 3 The family likes a house **near** / **far from** Jake's school.
- 4 In this house, the kitchen has got a big **sink** / **table**.
- 5 There's a new **fridge** / **rug** in the kitchen.

## 4 Read.

### GRAMMAR

It's **an** old sofa.

**The** living room is tidy.

This is **a** rug. **The** rug is blue.

They've got **an** old house. **The** house is yellow.

## 5 Write a, an or the.

- 1 Look at the blue sofa. Do you like it?
- 2 \_\_\_\_\_ living room is near the kitchen.
- 3 Is there \_\_\_\_\_ door to the dining room?
- 4 There's \_\_\_\_\_ big rug on the floor in the living room.
- 5 \_\_\_\_\_ bookshelf is between the sofa and the lamp.

### SOUNDS OF ENGLISH

Read and listen. Say.

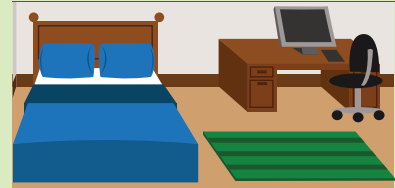


rug

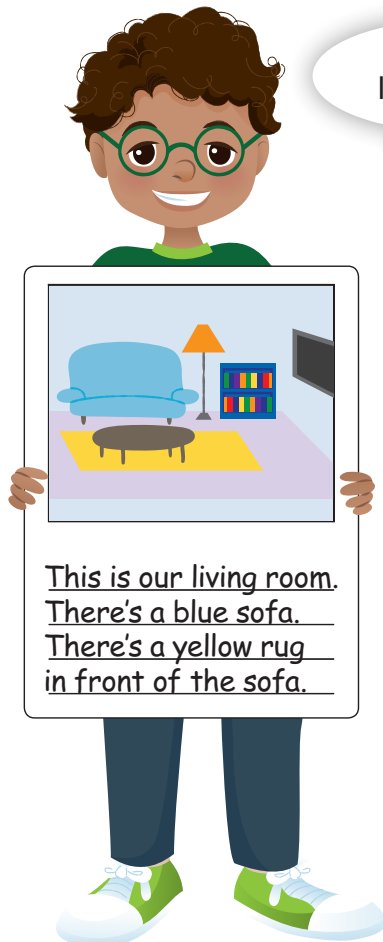
computer

This is my room.

There's a green rug on the floor. There's a computer on the desk!




## 6 Write it! Draw and write. Say.



This is our living room.

This is our living room.  
There's a blue sofa.  
There's a yellow rug  
in front of the sofa.



---

---

---

---