

READ ON YOUR OWN


PHONICS FOCUS

- ▶ Blends *fr, gr, tr*
- ▶ Blends *br, cr, dr*

Read on Your Own readers reinforce phonics and high-frequency words in *Reach Higher*. The readers feature decodable texts, including fiction and nonfiction, and cover a variety of science and social studies topics.

To listen to the audio for this reader, visit: eltngl.com/royoaudio1A

This reader reinforces phonics and vocabulary taught in *Reach Higher 1A*.



Bringing the world to the classroom
and the classroom to life

ELTNGL.com

A PART OF CENGAGE



READ ON YOUR OWN

More to Eat



National Geographic Learning,
a Cengage Company

Read on Your Own: More to Eat

Publisher, Content-based English:
Erik Gundersen
Associate Director, R&D: Barnaby Pelter
Senior Development Editor: Kelsey Zhang
Development Editor: Rayne Ngoi
Assistant Editor: Chong Jin Teh
Director of Global Marketing: Ian Martin
Heads of Regional Marketing:
Charlotte Ellis (Europe, Middle East and Africa)
Kiel Hamm (Asia)
Irina Pereyra (Latin America)
Product Marketing Manager: David Spain
Senior Production Controller: Tan Jin Hock
Director, Operations: Jason Seigel
Operations Support:
Rebecca Barbush
Drew Robertson
Caroline Stephenson
Nicholas Yeaton
Manufacturing Planner: Mary Beth Hennebury
Compositor: Raketshop

© 2020 Cengage Learning, Inc.

ALL RIGHTS RESERVED. No part of this work covered by the copyright herein may be reproduced or distributed in any form or by any means, except as permitted by U.S. copyright law, without the prior written permission of the copyright owner.

"National Geographic", "National Geographic Society" and the Yellow Border Design are registered trademarks of the National Geographic Society © Marcas Registradas

For permission to use material from this text or product,
submit all requests online at cengage.com/permissions
Further permissions questions can be emailed to
permissionrequest@cengage.com

ISBN-13: 978-0-357-42088-1

National Geographic Learning

200 Pier Four Blvd
Boston, MA 02210
USA

Locate your local office at international.cengage.com/region

Visit National Geographic Learning online at ELTNGL.com

Visit our corporate website at www.cengage.com

Printed in the United States of America
Print Number: 01 Print Year: 2019

**New High Frequency
Words**

all
are
by
first
more
there

Target Sound/Spellings

Blends fr, gr, tr

Selection:

Frog

frog
grass
grins
grubs
traps
trot

Blends br, cr, dr

Selection:

The Crops

bring
crops
drag
drop



More to Eat

CONTENTS

Frog	page 4
The Crops	page 14



Blends fr, gr, tr

Look at each picture. Read the words.

Example:



frog



frost



grass



grub



trap



truck

all

are

by

first

more

there

Key Words

Look at the pictures.

Read the sentences.



Frogs and Bugs

1. **There** **are** frogs **by** the rock.
2. The **first** frog grabs a bug.
3. Then he grabs **more** bugs.
4. **All** the frogs grab bugs. Yum!

Are there more
bugs or frogs?



Frog

by Lada Kratky

illustrated by Jackie Stafford



Frog sits on the grass by a rock.



Frog sits and sees bugs by a web.



Frog grins and traps all the bugs—like that!



Then Frog sits and sees grubs on a log.



Frog grins and traps all the grubs—like that!



Then Frog sees a dog trot by.



And Frog gets out of there—like that! ❖

Blends fr, gr, tr

Read these words.

grub truck trip grass
frog frill grab trap

Find the words that start with **fr**.

Then find words that start with **gr**
and **tr**. Use letters to build them.

f r o g

Talk Together

Choose words from the box to tell your partner where the frogs are.

The frogs are in the grass.





Blends br, cr, dr

Look at the pictures. Read the words.

Example:



brick



brim



crab



crop



dress



drop

Practice High Frequency Words

High Frequency Words

all

are

by

first

more

there

Key Words

Look at the picture.

Read each sentence.



Pick the Plums

1. **There are** crops to bring in.
2. **First**, the kids pick plums.
3. Then they bring in **more** crops.
4. They put **all** the crops **by** the hut.

What did they
pick first?



The Crops

by Lada Kratky


illustrated by Amy Cordova



It is six and we all get up. The sun is up.



First, we bring in the crops.



There are lots and lots of figs to bring in.



There are lots and lots of yams to bring in.



Then we drag out the box to sell the crops.



We have no more crops to sell.



We drop on the grass. We are glad that
we have no more work. ❖

Blends br, cr, dr

Read these words.

brick brim cross crops
dress drop bring drag

Find the words with **br**, **cr**,
and **dr**. Use letters to build
the words.

c r o p s




Talk Together


Choose words from the box above
to tell your partner about the pictures.

They bring the
crops.



Frog and Crab Take a Trip

Pick! Be a frog  or a crab. 
Put a marker on START. Take turns.
Roll a dice.  Move your marker.
Read the clues.



Look at
all the grubs!
Go 3 more.

Crack!
Get out of there!
Go 2 more.

Are you a crab?
Go 2 more.



START



END

**The grubs
are by a trap!
Go 2 more.**

**Ah! Grass! Are you the
first to get to the end?**

**There is frost. Brrr!
Drop back 2.**

**Drip, drip, drip.
Go 1 more.**

**Are you a frog?
Go 2 more.**

Grin!



Acknowledgments

Grateful acknowledgment is given to the authors, artists, photographers, museums, publishers, and agents for permission to reprint copyrighted material. Every effort has been made to secure the appropriate permission. If any omissions have been made or if corrections are required, please contact the Publisher.

Text Credits

Lada Josefa Kratky

Photographic Credits

Cover iStock.com/MediaProduction; **2** (bl) iStock.com/Piyawit Kamput, (br) iStock.com/kozmoat98, (cl) iStock.com/JeoffreyVictoria, (cr) iStock.com/yod67, (tl) iStock.com/suefeldberg, (tr) iStock.com/Focus_on_Nature, (finger) iStock.com/pinstock; **3** iStock.com/syolacan; **11** iStock.com/ozgurdonmaz; **12** (bl) iStock.com/heinteh, (br) iStock.com/CarylIN, (cl) iStock.com/kostin77, (cr) iStock.com/rightdx, (tl) iStock.com/Turnervisual, (tr) iStock.com/llexImage, (finger) iStock.com/pinstock; **13** iStock.com/syolacan; **21** iStock.com/ozgurdonmaz.

Illustrator Credits

3, 11, 13, 21, 22–23 Peter Grosshauser; **4–10** Jackie Stafford; **14–20** Amy Cordova