



NATIONAL
GEOGRAPHIC
LEARNING



Bringing the world to the classroom and the classroom to life

[NGL.CENGAGE.COM/ELT](https://ngl.cengage.com/elt)

A PART OF CENGAGE



NATIONAL
GEOGRAPHIC

LEARNING

Teaching Our Students to be Global Explorers

Katherine Stannett





The Four C's

Critical Thinking

Communication

Collaboration

Creativity



A person wearing a full-body panda costume, including a hood with panda ears and eye patches, stands in a zoo enclosure. The person is holding a small object in their hands. In the background, a metal cage contains a real panda. The walls are weathered and stained.

Where is he?

Why is he wearing a panda suit?

PREDICT

You are going to watch a video called

Into the Real Wild: Photographing Pandas with Ami Vitale

Before you watch, predict what the video will be about.

- a Returning pandas to the wild.
- b Looking for pandas in the wild.





HOW MUCH CAN YOU REMEMBER?

True or false?

- 1 China takes pandas born in captivity and releases them into the wild.
- 2 Mother pandas have to eat a lot after their babies are born.
- 3 Baby pandas grow very slowly.
- 4 'Papa Panda' is the name of a very old panda at Wolong Conservation centre.
- 5 Workers at the centre teach pandas how to live in the wild.
- 6 Pandas and leopards play together at the centre.

YOU DECIDE Choose an activity.

- 1 Work independently.** What do you want to know about the life of a worker at Wolong? Write a list of questions. Then read out your questions to the class and ask them to suggest possible answers.
- 2 Work in pairs.** Roleplay a conversation between Ami Vitale and a reporter who wants to know about her experiences in China. Share your dialogue with the class.
- 3 Work in groups.** Find out about an endangered animal and ways to protect it. Tell the class about it.



Collaborate & Think Critically

- In pairs, answer a 'why' question about the picture.

Think Critically

- Predict what the listening will be about.

Collaborate & Communicate

- Work together to answer the true/false questions.
- Write questions, do a roleplay, find out about another animal

Collaborate & Create

- Write speech bubbles for the pandas.



TOP 10 ITEMS FOUND

1 2,117,931



6 692,767

plastic cutlery

2 1,140,222



7 611,048

straws, stirrers

3 1,065,171



8 521,730

glass bottles

4 1,019,902



9 339,875

drink cans

5 958,893



10 298,332

paper bags



bottle tops



plastic bags



food wrappers



plastic bottles



cigarettes

TOP 10 ITEMS FOUND



1 2,117,931
cigarettes



6 692,767
plastic cutlery



2 1,140,222
food wrappers



7 611,048
straws,
stirrers



3 1,065,171
plastic bottles



8 521,730
glass bottles



4 1,019,902
plastic bags



9 339,875
drink cans



5 958,893
bottle tops



10 298,332
paper bags

What is Boyan's Big Idea?



WORK IN PAIRS Answer the questions.

DATE NUMBER NOUN ACTION

- 1 How old is Boyan in 2010?
- 2 What do he and his friend see when they are diving in Greece?
- 3 How many tons of plastic go into the ocean every year?
- 4 What happens to the trash after it collects at the centre of Boyan's invention?
- 5 When does Boyan put a model of his invention into the North Sea?
- 6 When does Boyan want to put his invention into the Pacific Ocean?



WORK IN PAIRS Answer the questions.

- 1 How old is Boyan in 2010?
- 2 What do he and his friend see when they are diving in Greece?
- 3 How many tons of plastic go into the ocean every year?
- 4 What happens to the trash after it collects at the centre of Boyan's invention?
- 5 When does Boyan put a model of his invention into the North Sea?
- 6 When does Boyan want to put his invention into the Pacific Ocean?

DISCUSSION TASKS

- 1 Work in groups.** What do you think about Boyan's idea? Discuss any possible advantages and disadvantages.
- 2 Work in pairs.** Plastic is not the only problem in our oceans. What other environmental problems are there? Discuss your ideas together.

YOU DECIDE Choose an activity.

- 1 Work independently.** Take a photograph of a body of water in your area. Write a description of the photograph.
- 2 Work in pairs.** Think of an advertising campaign for Boyan's idea. Write a tagline for the campaign.
- 3 Work in groups.** Design a poster to encourage people to use fewer plastic bags. Include some information about plastic in the oceans.

Think Critically

- Predict the topic from the picture.

Collaborate & Think Critically

- Think about how much trash is in our ocean and what it is.
- Work together to think about **types** of answers to the questions.

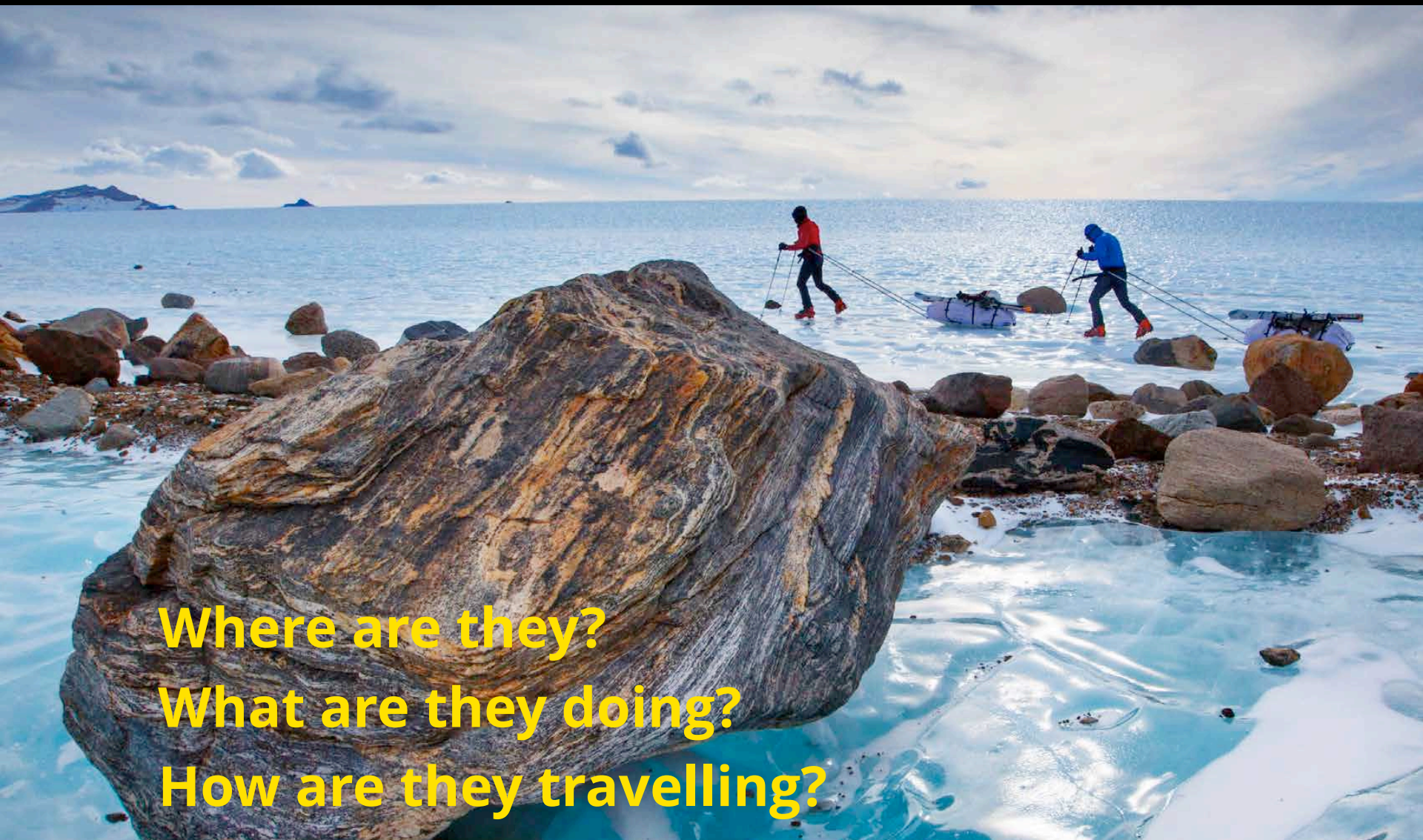
Collaborate & Communicate

- Discuss Boyan's invention.
- Talk about other environmental problems.

Create

- Take a photo and describe it.
- Create an advertising campaign.
- Design a poster.





**Where are they?
What are they doing?
How are they travelling?**

Sarah and Eric McNair Landry

- Northwest Passage



Sarah and Eric McNair Landry

- Northwest Passage
- 3,300 kilometres



Sarah and Eric McNair Landry

- Northwest Passage
- 3,300 kilometres
- Visited 7 small communities on their journey



Sarah and Eric McNair Landry


- Northwest Passage
- 3,300 kilometres
- Visited 7 small communities on their journey
- 4 sledges, with 180 kilogrammes of equipment



Sarah and Eric McNair Landry

- 
- A photograph showing two people in winter gear pulling sledges across a frozen sea. The ice is a clear, light blue color. In the foreground, a large, dark, layered rock sits on the ice. The background shows a vast expanse of water and a cloudy sky. The people are using long poles to pull the sledges, which are loaded with equipment. The overall scene is one of a challenging expedition in a cold, high-latitude environment.
- Northwest Passage
 - 3,300 kilometres
 - Visited 7 small communities on their journey
 - 4 sledges, with 180 kilogrammes of equipment
 - 200 chocolate bars

Sarah and Eric McNair Landry

- 
- A photograph showing two people in winter gear pulling sledges across a frozen sea. The ice is a clear, light blue color. In the foreground, a large, dark, layered rock sits on the ice. The background shows a vast expanse of water and a cloudy sky. The people are wearing red and blue jackets, and the sledges are white with black gear.
- Northwest Passage
 - 3,300 kilometres
 - Visited 7 small communities on their journey
 - 4 sledges, with 180 kilogrammes of equipment
 - 200 chocolate bars
 - 4 kites each (2 big and 2 small)

DISCUSSION TASKS

- 1 Work in pairs.** Do you want to travel to this place? Why or why not? Do you think it is a beautiful place?
- 2 Work in groups.** Make a list of the possible problems these explorers might have.



YOU DECIDE Choose an activity.

- 1 Work independently.** Choose one paragraph from the text. Draw a picture to illustrate it.
- 2 Work in pairs.** Plan a journey using an unusual means of transport. Make a labelled map with information about how you are travelling.
- 3 Work in groups.** Choose one paragraph from the text. Write and perform a short sketch about the events in that paragraph.

Think Critically

- Guess why they didn't have kites.

Collaborate & Communicate

- Discuss their response to the picture.
- Predict possible dangers.

Create

- Illustrate a paragraph.
- Plan and map a journey.
- Write and perform a sketch.

The Four C's

Critical Thinking

Communication

Collaboration

Creativity

...and one more: CHOICE



Webinars

Join us!

Subscribe to join authors, teacher trainers, National Geographic Explorers, and speakers from the TED stage, to discuss topics and ideas relevant to the 21st century English language educator.

NGL.Cengage.com/webinars

in focus

Follow us!

Follow our blog to stay connected with the English language learning community and find articles and interviews with authors, National Geographic Explorers, and speakers from the TED stage.

NGL.Cengage.com/infocus

Bringing the world to the classroom and the classroom to life

NGL.CENGAGE.COM/ELT

A PART OF CENGAGE