

WE HAVE TO REDUCE TRASH!



A jellyfish swims in an ocean littered with plastic waste.

PREVIEW

A 3.1 **Listen to a talk.** Circle the correct answers.

- 1 The main problem with plastic is that it **is poisonous / doesn't go away.**
- 2 The most important rule is to **recycle more / use less** plastic.
- 3 The speaker asks us to **think more about / recycle all of** the plastic we use.

B 3.1 **Listen again.** Match the rules and the examples.

- | | |
|---------------------------------|--|
| 1 reduce <input type="radio"/> | <input type="radio"/> Separate plastic items. Don't throw them away. |
| 2 reuse <input type="radio"/> | <input type="radio"/> Use paper or cloth bags, not plastic ones. |
| 3 recycle <input type="radio"/> | <input type="radio"/> Turn a soda bottle into a pencil holder. |

C **Work with a partner.** What else do you know about the problem of trash? What are some things people can do to help?

People can stop buying bottled water.

Right! And they can carry reusable straws.

THE NATURAL WORLD

UNIT GOALS

- learn about the plastic problem
- use language for talking about rules
- find out ways you can help reduce plastic waste

LANGUAGE FOCUS

A 3.2 **Listen and read.** What two things does Ming do to avoid using plastic? Then repeat the conversation and replace the words in **bold**.

REAL ENGLISH Of course!

Stig: Hey, you brought your own bag!
Ming: Of course! I always carry my own bag.
Stig: That's a **good** idea. You have to pay for plastic bags now. (**smart / clever**)
Maya: I think that's great! Single-use plastics create so much **waste**. (**trash / garbage**)
Stig: They're difficult to avoid, though. Every time you buy a drink, you **need** a plastic straw. (**have to use / get**)
Maya: That's not really true. Many places use eco-friendly straws—ones you can recycle.
Ming: And I have a reusable straw that I carry **all the time**. (**around / everywhere**)
Maya: In some places, stores aren't allowed to give out plastic straws anymore. I hope the idea catches on!



B 3.3 **Look at the chart.** Match the correct sentences together.

TALKING ABOUT RULES (USING HAVE TO, ALLOWED TO, AND CAN)	
You have to bring your own bags to this store.	
He isn't allowed to put that in this bin.	
She can leave her plastic waste here.	
Do I have to bring my own bag?	Yes, you do . / No, you don't .
Can I leave my trash here?	Yes, you can . / No, you can't .
Am I allowed to throw my trash here?	Yes, you are . / No, you're not . / No, you aren't .

- 1 You **have to** do something. It's OK to NOT do it.
- 2 You **can't** do something. It's NOT OK to do it.
- 3 You **don't have to** do something. It's NOT OK to NOT do it.

C **Read the rules.** Rewrite them using *can't*, *have to*, or *not allowed to*.

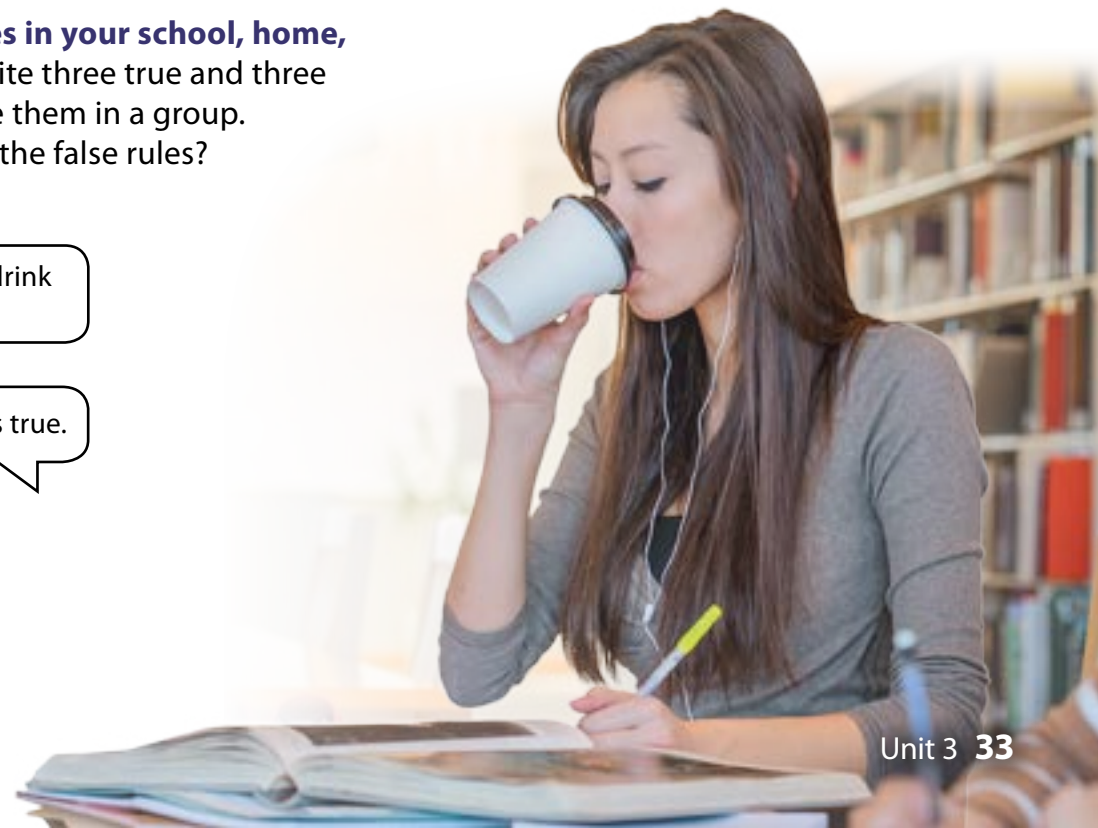

- 1 You can't / aren't allowed to walk on the grass.
- 2 _____
- 3 _____
- 4 _____
- 5 _____
- 6 _____



D 3.4 **Complete the conversations.** Write the correct words. Listen and check.

- 1 **Adam:** _____ we _____ our bikes here? (**allowed to / park**)
Joe: No. You _____ them in the parking lot. (**have to / leave**)
- 2 **Justin:** _____ I _____ my phone? (**have to / turn off**)
Taylor: No. But you _____ on it. (**not talk**)
- 3 **Megan:** _____ I _____ the bike path for running? (**can / use**)
Walt: You _____ on it, but it's really for bikes. (**allowed to / run**)
- 4 **Jenny:** _____ she _____ a ticket at the airport? (**have to / buy**)
Carlos: No, she _____. She can buy one online. (**not**)
- 5 **Fiona:** _____ we _____ in groups? (**allowed to / work**)
Cindy: Yes, we are. We _____ alone. (**not have to / work**)

E **Think about the rules in your school, home, or another place.** Write three true and three false rules. Then share them in a group. Can the others guess the false rules?



TRAVELING WITHOUT SINGLE-USE PLASTIC



People often throw away plastic items while traveling, such as this cotton swab.

A Talk with a partner. What are single-use plastics? Can you name some examples?

B 3.1 Watch the video. Travel writer Marie McGrory lists some of the items she brought to Belize. Match the pictures and the words.



DO YOU KNOW?

In 2018, a British dictionary's Word of the Year was _____.
a plastic
b single-use
c recyclable

- | | | |
|---------------------------|-----------------|----------------------|
| 1 reusable utensils _____ | 2 soap _____ | 3 water bottle _____ |
| 4 reusable straw _____ | 5 shampoo _____ | 6 reusable bag _____ |

- C 3.1 Watch again.** Match Marie's four tips (1-4) to the descriptions (a-d). Which tip do you think is the most useful?
- a It was great for storing food and carrying it around.
 - b Most of the places she stayed in had purified water stations.
 - c Get your ice cream in a cone so that you don't need a plastic cup.
 - d A glass straw isn't helpful if you don't say, "No straw, please."
- 1 You have to ask. _____ 3 Collapsible Tupperware is underrated. _____
 2 Research the water situation. _____ 4 You don't always need tools. _____

D CRITICAL THINKING Evaluation Talk with a partner. Which of Marie's items do you think makes the biggest difference? Which one makes the least difference?

PROJECT Spend a day using as few single-use plastic items as possible. Make a list of the single-use plastic items you avoided using. Share your list with the class.

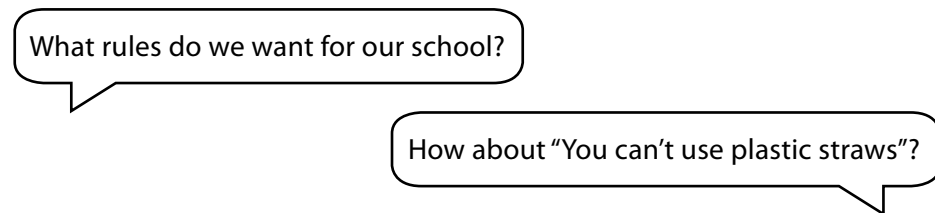
PRONUNCIATION reduction of *has to* and *have to*

3.5 Listen. Complete the sentences. Then listen again and repeat the sentences.


- | | |
|------------------------------------|---------------------------------|
| 1 _____ pay for plastic bags. | 3 _____ reduce plastic waste. |
| 2 _____ put it in the correct bin. | 4 _____ bring a reusable straw. |

COMMUNICATION

A Work in groups. Write a set of rules to help make your school more environmentally friendly.




B Make signs. Look at the examples below. Draw your own signs for the rules you wrote in A.



C Share your signs with another group. Can they guess the rules? Write down each other's rules using complete sentences.

READING

- A Skim the article.** Underline the six tips the article gives for using less plastic.
- B Scan the first paragraph.** Which word describes objects that break down quickly when left out in nature? Does this word describe plastics?
- C Discuss.** Do you already follow any of these tips?



The plastic that we throw away often ends up in giant landfills.

6 THINGS YOU CAN DO ABOUT PLASTIC

3.6 Plastic pollution is a serious problem, and it's getting worse. Because plastics aren't biodegradable, they'll stay in our oceans for a long time. Scientists are trying to create plastics that break down quickly, but the best solution for now is to use less plastic. Here are six tips that can help you:

Stop using plastic bags. Bring your own reusable ones to the store instead. Every year, people use a trillion plastic bags worldwide. In the United States alone, people use 100 billion bags **annually**—that's almost one per person per day. But in Denmark, people use only four plastic bags a year! Denmark's **solution**? It passed the world's first bag **tax** in 1993.

Say "no" to straws. A study **revealed** that more than 8.3 billion plastic straws cover the world's beaches. Americans throw away 500 million plastic straws every day—about 1.5 per person.

Don't buy bottled water. Carry a refillable water bottle with you. Around the world, nearly a million plastic bottles are thrown away every minute. The problem is so bad that in some places like Bundanoon, Australia, stores aren't allowed to sell bottled water anymore.

Avoid plastic packaging. Most of the things we buy come in plastic packaging. It's everywhere, and some countries like France are trying to **ban** it. But there are things you can do, too: buy bar soap instead of liquid soap; buy things in bulk; and avoid fruit or vegetables packed in plastic.

Recycle what you can. In 2018, the world recycled only 18 percent of its plastic. Europe recycled about 30 percent, and China recycled 25 percent. But the US only recycled 9 percent—a drop in the bucket.

Don't litter. 73 percent of the litter found on the world's beaches is plastic. The most common types of plastic litter? Cigarette butts, bottles and bottle caps, food packaging, and plastic bags.

COMPREHENSION

A Answer the questions about 6 Things You Can Do About Plastic.

- PURPOSE** This passage is mainly for _____.
 a scientists b businesses c ordinary people
- DETAIL** Which is NOT mentioned as a way to reduce the number of plastic bags?
 a put a tax on them b stop making them c switch to reusable bags
- REFERENCE** What does *it* in line 26 refer to?
 a plastic plates b soap c plastic packaging
- VOCABULARY** In line 28, buying something *in bulk* means buying _____.
 a for other people b a lot at once c many different things
- DETAIL** According to the passage, which of the following should we NOT do?
 a Use liquid soap. b Get a metal straw. c Use a refillable bottle.

B Complete the sentences below. Write the name of a country or town.

- _____ recycles less than 10% of its plastic.
- _____ was the first country to make people pay a tax for plastic bags.
- _____ makes it difficult for people to buy bottled water.
- _____ is trying to end the use of plastic packaging.
- _____ recycles a quarter of its plastic.

C CRITICAL THINKING Ranking How easy are the six tips to follow? Rank them from easy (1) to difficult (6). Then discuss with a partner.

- | | |
|--------------------------------|--------------------------------|
| _____ Stop using plastic bags. | _____ Avoid plastic packaging. |
| _____ Say "no" to straws. | _____ Recycle what you can. |
| _____ Don't buy bottled water. | _____ Don't litter. |

This jar contains all the plastic waste that blogger Kathryn Kellogg produced in one year.



VOCABULARY

A Find the words below in the article. Then circle the correct answer.

- Something that happens **annually** happens *often / once a year*.
- A **solution** to a problem is how you *fix / understand* it.
- Money from **tax** goes to *the government / a company*.
- When a study **reveals** something, it is *new / common* information.
- If you **avoid** something, you *try / try not* to use it.
- You **ban** something if you want people to *stop / continue* doing it.

B Read the information below. Then complete the sentences. Use the words in the box with re- and/or -able.

Prefixes and suffixes can change the meaning of a word.

The prefix *re-* means "again."

redo: do again

The suffix *-able* means "you can do it."

drinkable water: water you can drink

(*-able* is spelled *-ible* after some words)

fill notice new use

- My metal straw is _____, so I don't need plastic straws anymore.
- You can _____ that bottle with water from the tap.
- There was a small scratch on his car. It wasn't very _____.
- _____ energy, like solar and wind energy, is better for the environment.

IDIOM

You use "a drop in the bucket" to refer to _____.

- a a small amount of liquid
- b a small part of a large total
- c a large amount of something

WRITING

A Read the social media post.

B Think of a way to reduce plastic waste. Look for useful information online and write notes.

C Write a social media post. Explain your idea and find a photo to go with your post.



FIXING THE *PLASTIC PROBLEM*

Before You Watch

Talk with a partner. Look at the photo. These bowls are made from wheat. How are they better than plastic bowls?

While You Watch

A ▶ 3.2 **Watch the video.** What plastic items do you see? Name a few. Do you use any of them?

B ▶ 3.2 **Watch again.** Circle the correct answers.

- 1 Single-use plastics make up **10 / 40** percent of all plastic waste.
- 2 One natural solution to the plastic problem involves using **worms / birds**.
- 3 Scientists are using microbes to **get rid of plastic / create better plastics**.
- 4 Bioplastics are natural materials that **we can eat / break down quickly**.

C ▶ 3.2 **Who are the solutions meant for?** Write **E** (everyone), **S** (scientists), or **M** (manufacturers). Watch the video and check your answers.

- 1 Find ways to break down plastics that already exist. _____
- 2 Use fewer straws and plastic bags. _____
- 3 Make bioplastics using natural ingredients. _____
- 4 Recycle plastic. _____
- 5 Choose reusable alternatives. _____
- 6 Make products using rubber tree latex. _____

After You Watch

Talk with a partner. What do you think about the solutions discussed in the video? Can you think of other solutions?



A **Read the words below.** Are they part of the solution 😊 or are they part of the plastic problem ☹️? Circle the correct face.

- | | | |
|-------------------------|---|----|
| 1 recycling | 😊 | ☹️ |
| 2 plastic bags | 😊 | ☹️ |
| 3 food packaging | 😊 | ☹️ |
| 4 reusable straws | 😊 | ☹️ |
| 5 biodegradable plastic | 😊 | ☹️ |
| 6 a ban on straws | 😊 | ☹️ |
| 7 a tax on bags | 😊 | ☹️ |

B **Complete the sentences.** Circle the correct words.

- 1 You **don't have to / can't** litter on the beach.
- 2 I **have to / am allowed to** be in class before nine tomorrow.
- 3 You **can't / have to** put plastic bags in the paper recycling bin.
- 4 Students **don't have to / aren't allowed to** go into the teachers' room.

C **Complete the sentences.** Use the words in the box with re- and/or -able.

fill new biodegrade notice

- 1 Solar energy is a type of _____ energy.
- 2 Unlike plastic waste, food waste is _____.
- 3 The sign was far away and not very _____.
- 4 You can use that bottle again—it's _____.

SELF CHECK

Now I can ...

- talk about the plastic problem
- use language for talking about rules
- discuss ways to reduce plastic waste