


# ONLINE PRACTICE

This guide provides an overview of what's included in the *Online Practice* learning platform. For additional help getting started, visit [ELTNGL.com/OLP](https://ELTNGL.com/OLP)

## SIGN IN

Sign in to your school's Learning Management System (LMS). You will access the platform through a link within your course

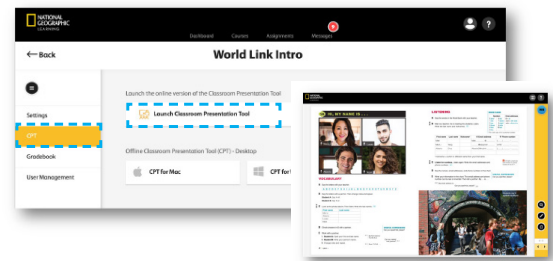


## NAVIGATION

- Account:** View and edit account, access platform help
- Dashboard:** View course & assignment overview
- Courses:** Access the Classroom Presentation Tool & Gradebook
- Assignments:** Create and assign assignments to students

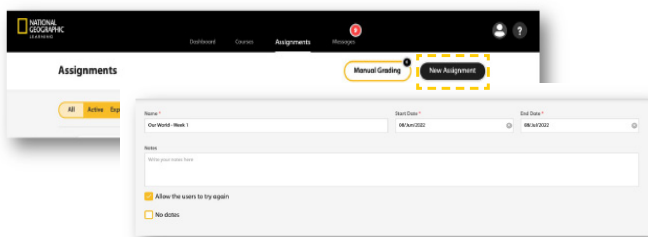
## TEACH LIVE LESSONS

From the course, click **CPT** on the left-hand menu and launch the Classroom Presentation Tool.

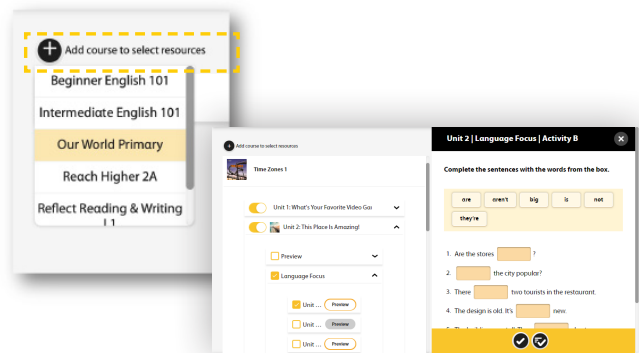


## CREATE AN ASSIGNMENT

- From the Assignments tab, click **New Assignment** and set assignment information:
  - Assignment name
  - Start & Due dates
  - Multiple attempts



- Add a course from the left-hand dropdown menu. Click into a lesson to preview and select activities.



- Assign to students. Select individual students or assign to the entire class.


### TRACK STUDENT SUCCESS

- Click Gradebook on the left-hand menu to view:
  - A list of students in the course
  - Percentage score of assignments completed correctly
  - Total time spent completing assignments
  - Last login date

---

- Select a specific student to view:
  - Activity Name
  - Number of attempts
  - Last modified date
  - Time spent on activity
  - Percentage score

---

- Click  to see the student's actual response

