




This guide provides an overview of what's included in the MyELT platform from National Geographic Learning. For additional help getting started, visit [ELTNGL.com/MyELT](http://ELTNGL.com/MyELT)

### SIGN IN

Access MyELT through your school's Learning Management System (LMS) account.

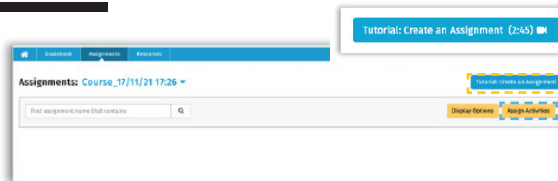


### NAVIGATION

- Students:** Manage student accounts within courses
- Assignments:** Create assignments for students
- Gradebook:** View student grades
- Resources:** View available products & preview activities
- Help:** Access platform help

## CREATE AN ASSIGNMENT

- Go to the **Assignments** tab and click **Assign Activities**.

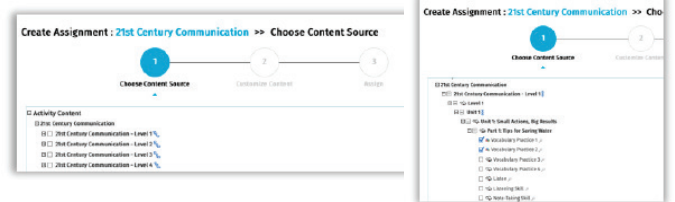


For additional guidance on creating assignments, watch the video tutorial in the Assignments tab.

- Click the **+** next to a book title to expand available content and select activities for the assignment.

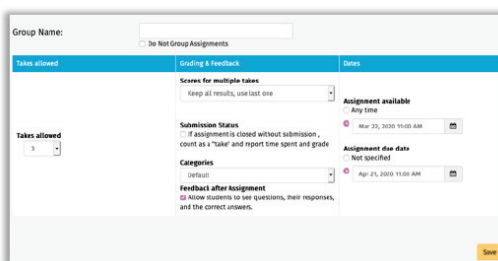
- Select content and click **Continue**.

- Add a Group Name to create an assignment group OR select "do not group assignments" to display each assigned activity separately



- Set assignment information:

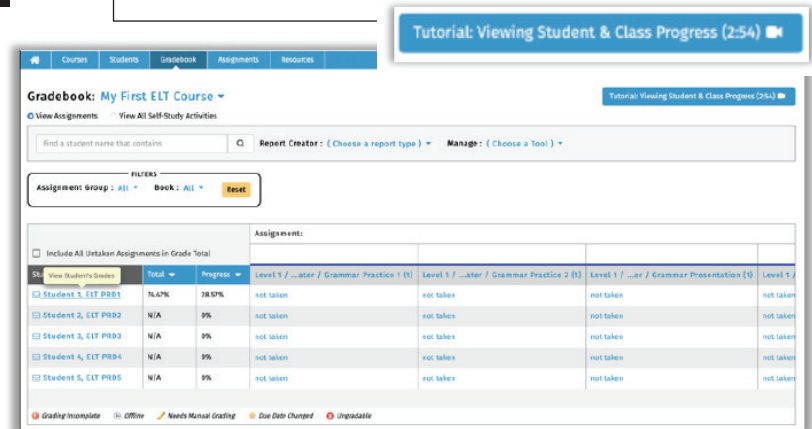
- Number of takes allowed
- Scores for multiple takes
- Submission status
- Show feedback to student
- Start & Due dates



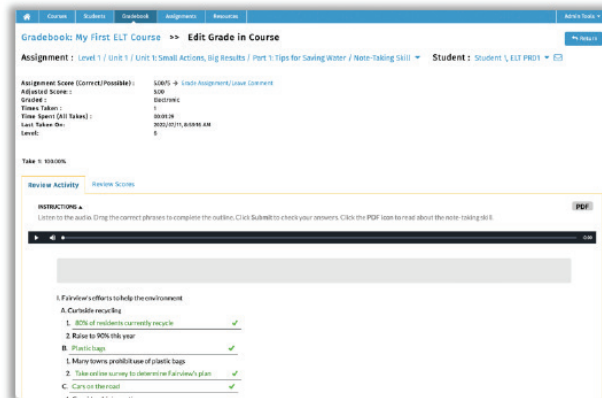
### TRACK STUDENT SUCCESS

For additional guidance on the gradebook, watch the video tutorial on the Gradebook tab.

- Go to the **Gradebook** tab to view:
  - A list of students in the course
  - Total percentage scores
- Select an individual student to view:
  - Individual assignment scores
  - Number of attempts
  - Last taken date
  - Time spent on assignment



- Select a specific score to:
  - View student answer
  - Edit student score
  - Leave a comment
  - Email student



### PREVIEW COURSE RESOURCES

- Go to the **Resources** tab to view available programs.
- Click **Launch** to view assignable activities for a specific title.

