


# LESSON 2 TEACHING CLASSROOM LANGUAGE

## PREVIEW

You can show students how to ask for help in English. This will encourage students to use English on their own.

In Lesson 2, you will:

- help students use English in class.
- explain how to ask for help.
- respond to student questions about classroom language.



## Language to Know

bathroom	mean	repeat	slowly	spell	understand
----------	------	--------	--------	-------	------------

## What Do You Know?

Do you know these phrases for teaching classroom language? Write *K* if you know the phrase. Write *DK* if you do not know the phrase.

- \_\_\_\_\_ Please ask me in English.
- \_\_\_\_\_ Repeat after me, please.
- \_\_\_\_\_ You can say, "Can you repeat that, please?"
- \_\_\_\_\_ You can say, "Can you speak more slowly?"
- \_\_\_\_\_ You can say, "Can you write that on the board?"
- \_\_\_\_\_ You can say, "May I go to the bathroom, please?"
- \_\_\_\_\_ When you don't understand, ask: "What does it mean?"


## LEARN 1

A. Here are some phrases for teaching classroom language. Listen and repeat. 2.3


### Teaching Classroom Language




Please ask me in English.



Repeat after me, please.



You can say, "May I have a pencil, please?"



You can say, "Can you repeat that, please?"




You can say, "Can you speak more slowly?"




You can say, "Can you write that on the board?"



You can say, "May I go to the bathroom, please?"



When you don't understand, ask: "What does it mean?"



When you want to know a word, say: "How do you say this in English?"



When you want to write a word, say: "How do you spell that?"

B. There are many substitutions for these phrases. Listen and repeat. 2.4

Phrases	Substitutions
You can say, "May I have a pencil, please?"	You can say, "May I have a book, please?"
When you don't understand, ask: "What does it mean?"	When you don't understand, say: "What does it mean?"

## LEARN 2

Read the conversation, and watch the video. Listen to the teacher teach classroom language. ▶ 2.2

**Ms. Choi:** These are important questions. When you don't understand, please ask me in English. You can say, "Can you speak more slowly?" Repeat after me: "Can you speak more slowly?"

**Class:** "Can you speak more slowly?"

**Ms. Choi:** Good. When you want to write a word, say: "How do you spell that?" Repeat, please. "How do you spell that?"

**Class:** "How do you spell that?"

**Ms. Choi:** Very good. Mirae, do you have a question?

**Mirae:** Yes. Can you speak more slowly?



## PRACTICE 1

Choose the correct answer.

1. Please \_\_\_\_\_ in English.

- a. after me
- b. ask me
- c. you say
- d. can say

2. You can say, "\_\_\_\_\_ speak more slowly?"

- a. Repeat after
- b. Please ask
- c. Can you
- d. How do

3. Repeat \_\_\_\_\_, please.

- a. after me
- b. does it
- c. when you
- d. can say

4. When you \_\_\_\_\_, ask: "What does it mean?"

- a. ask me in English
- b. don't understand
- c. repeat after me
- d. write a word

5. You can say, "May I \_\_\_\_\_, please?"

- a. understand that
- b. speak more slowly
- c. repeat that
- d. have a pencil

6. When you want to \_\_\_\_\_ a word, say: "How do you spell that?"

- a. have
- b. repeat
- c. ask
- d. write

7. You can say, "May I \_\_\_\_\_ to the bathroom, please?"

- a. go
- b. have
- c. get
- d. do

8. You can ask, "Can you \_\_\_\_\_ on the board?"

- a. ask me
- b. repeat that
- c. write that
- d. say that

9. When you want to \_\_\_\_\_ a word, say: "How do you say this in English?"

- a. go to
- b. repeat
- c. have
- d. know

10. If you forget your book, you can say, "May I \_\_\_\_\_, please?"

- a. have a book
- b. have a pencil
- c. go to the bathroom
- d. read the book

## PRACTICE 2

Fill in the blanks with the phrases.

can say	don't understand	on the board	repeat after	write
Can you	it mean	May I have	please ask	you spell

**Ms. Choi:** Let's review the worksheet. If you have a question, \_\_\_\_\_ me in English. Sangwoo, do you have your worksheet?

**Sangwoo:** Worksheet?

**Ms. Choi:** It's OK. When you \_\_\_\_\_, say, "What does \_\_\_\_\_?"

**Sangwoo:** \_\_\_\_\_ speak more slowly?

**Ms. Choi:** Yes. I said that you \_\_\_\_\_, "What does it mean?" Everyone \_\_\_\_\_ me, please. "What does it mean?"

**Class:** "What does it mean?"

**Ms. Choi:** Yes, Mirae?

**Mirae:** Write, please.

**Ms. Choi:** You can say, "Can you \_\_\_\_\_ that \_\_\_\_\_?" or "How do \_\_\_\_\_ that?"

**Mirae:** How do you spell that? Oh, I want.

**Ms. Choi:** Do you need a pencil? You can say, "\_\_\_\_\_ a pencil, please?"

## REFLECT

Think about the phrases you learned in this lesson. Write five phrases you practiced.

Phrases for Teaching Classroom Language

Now rate your confidence using these phrases. Put a check below your confidence level.

not confident

a little confident

somewhat confident

very confident